



KNOWLEDGE

Researchers' voice on open access

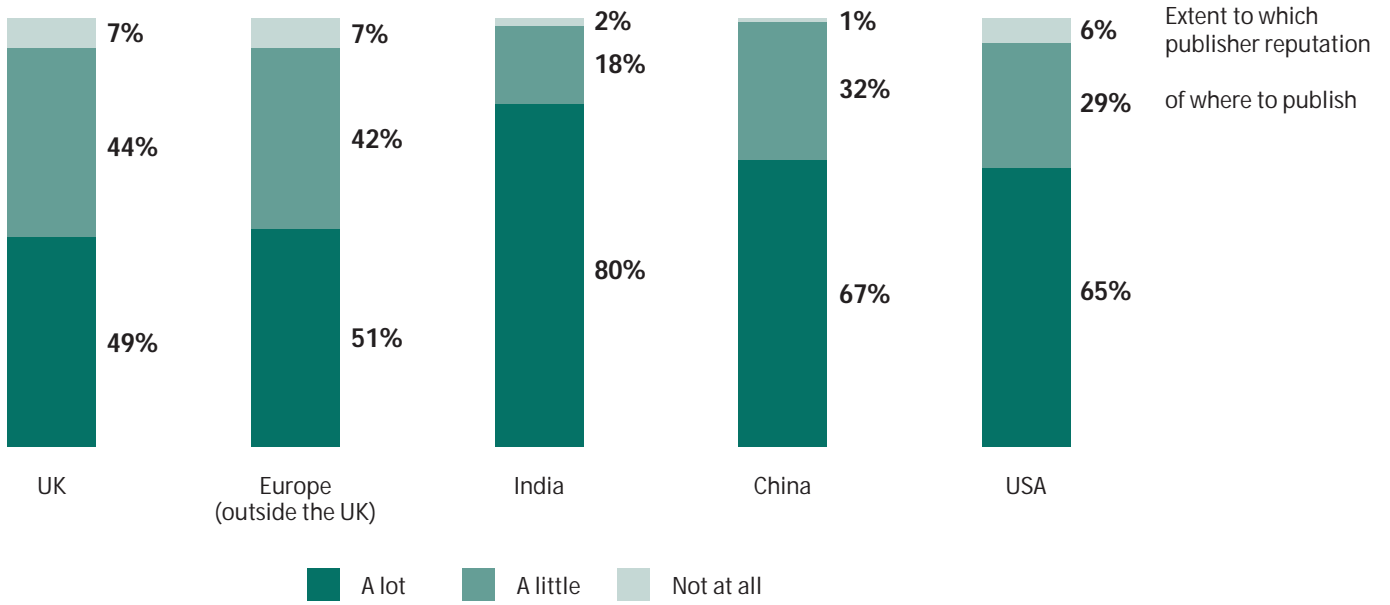
The Royal Society of Chemistry wants to give chemical sciences researchers a strong voice in the global conversation about open access.

As part of our work to do this, we commissioned a survey of chemical science researchers to



1. Open access options are currently below of

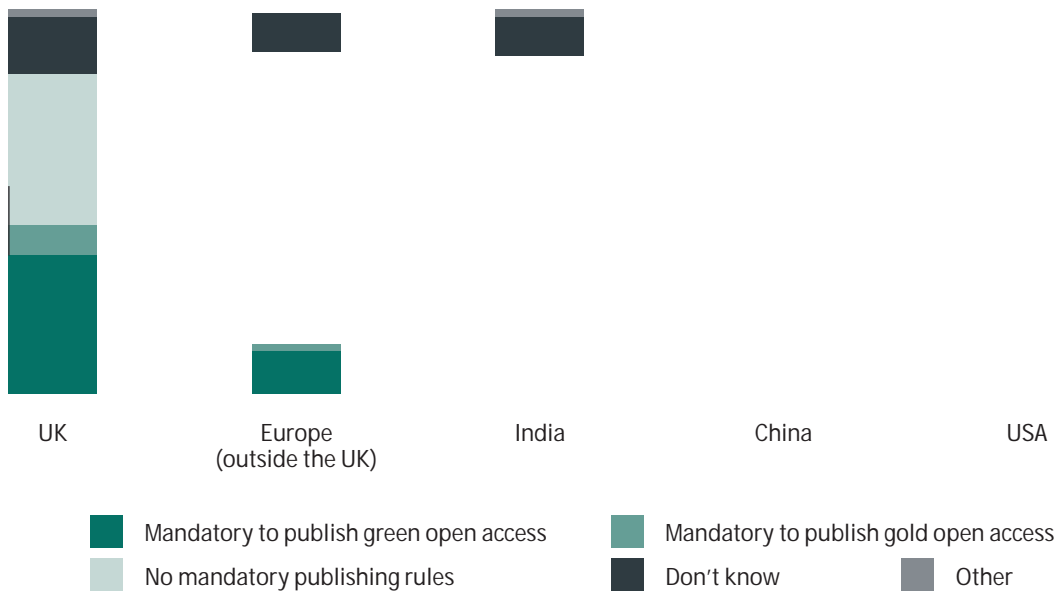
2. The importance of publisher reputation and speed of publishing, by region

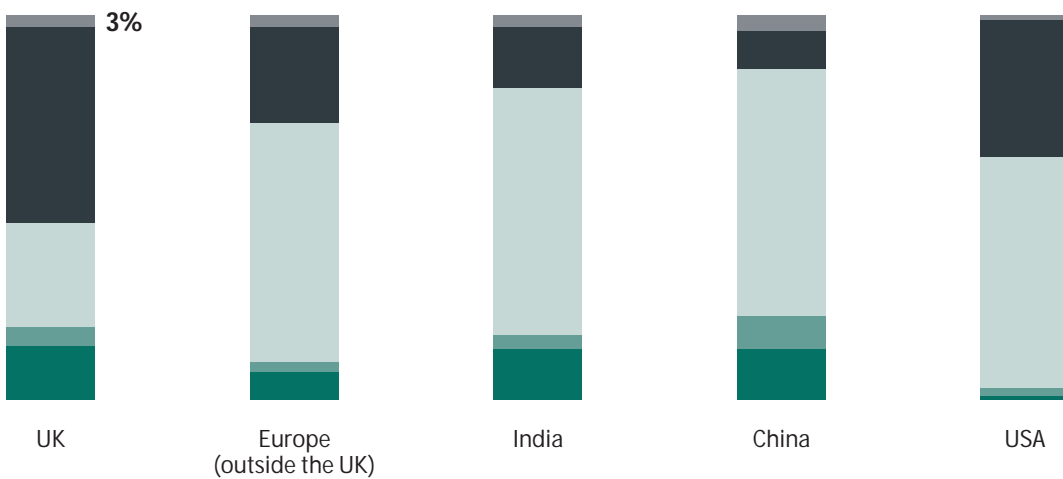


3. Nearl, o hird_of chemi_r, re_earcher_from
India_a, he, inc r no APC_

4. There is wide regional variation, and apparent confusion, in how researchers perceive the mandatory open access requirements

Respondents reported a wide range of answers for the open access mandates their research is subject to. In many cases, the requirements were more stringent than mandated.





- Mandatory to publish green open access
- Mandatory to publish gold open access
- No mandatory publishing rules
- Don't know
- Other

5. Younger researchers are more likely than peers to do more to drive a transition open access

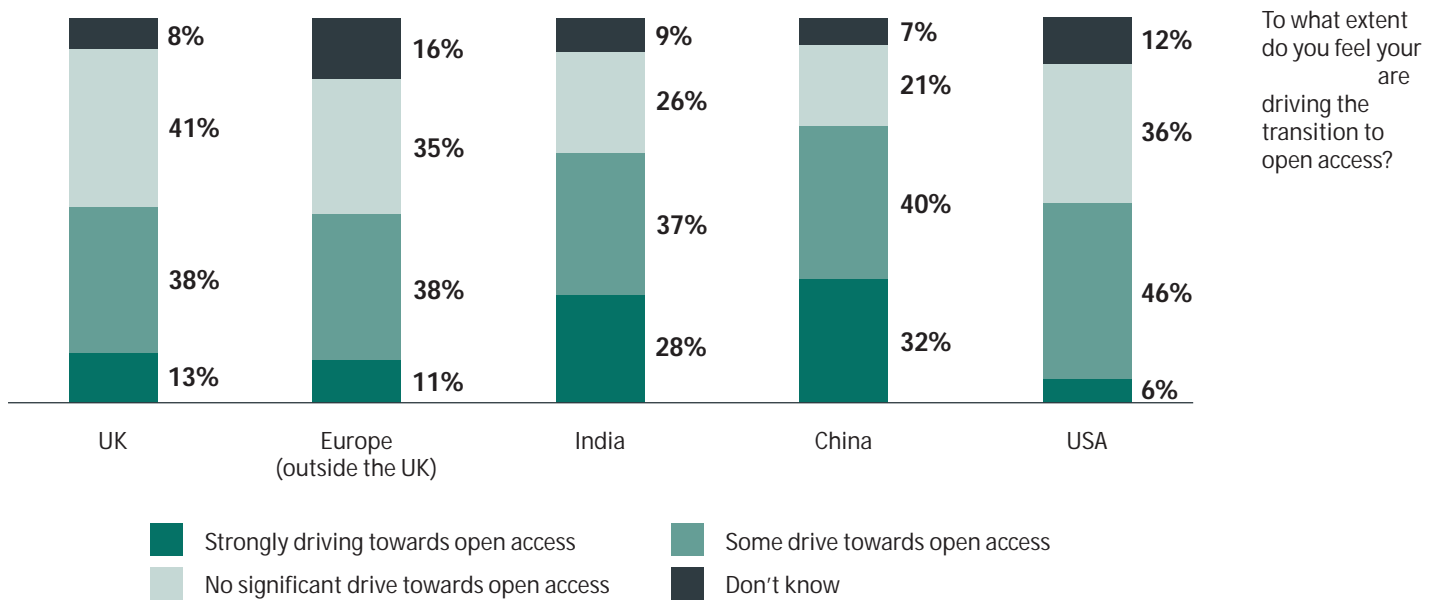
While there was little regional variation in how people believe their peers are driving a transition towards open

To what extent

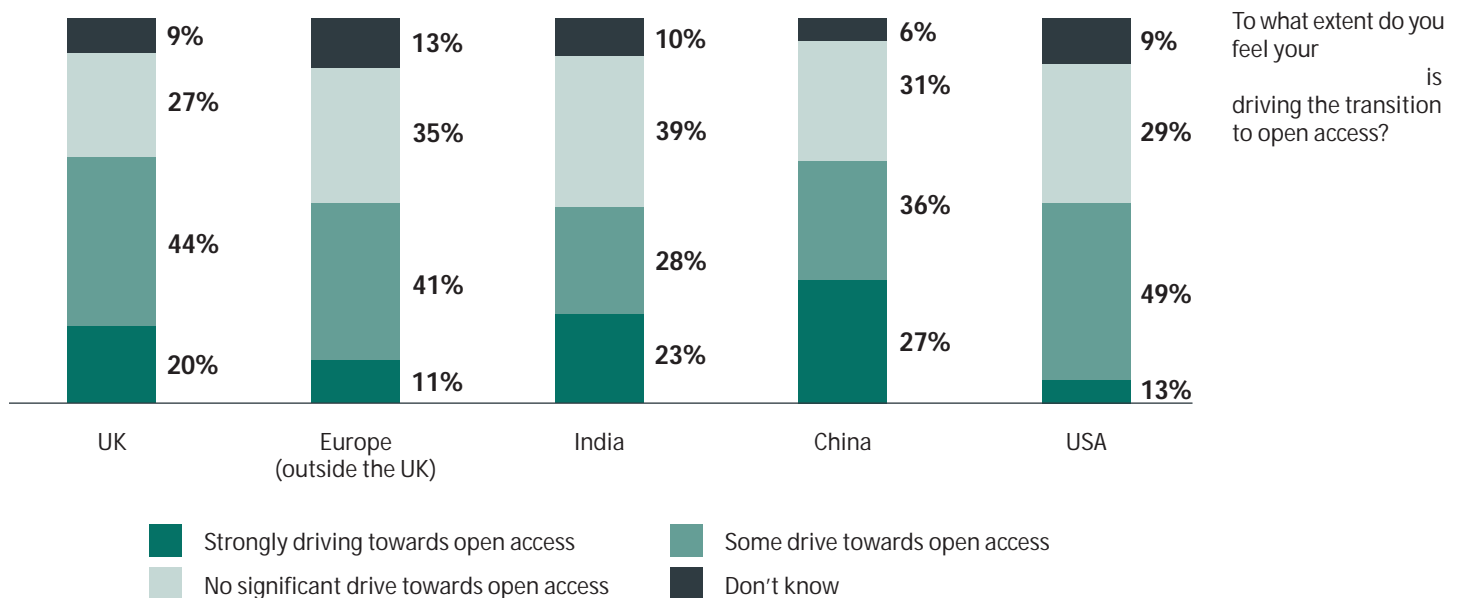
Base: 26-34 n=559; 35-44 n=294; 45-54 n=150; 55-64 n=102

6. Perception of range of current drivers of a transition to open access, by region

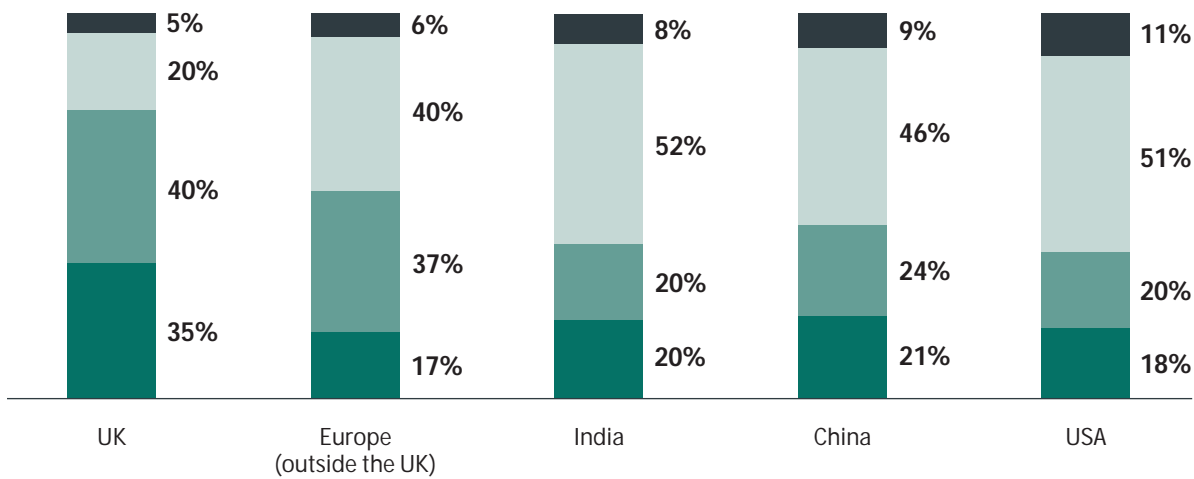
to open access. Chinese and Indian researchers said publishers and learned societies / professional bodies driving the transition most strongly.



Base: UK n=198; Europe n=336; India n=442; China n=90; USA n=165



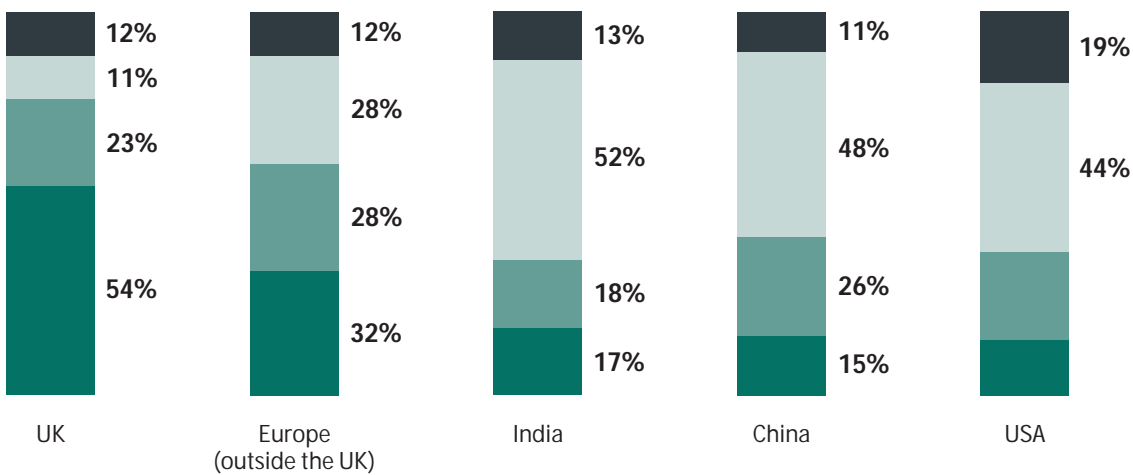
Base: UK n=199; Europe n=334; India n=441; China n=90; USA n=164



To what extent do you feel your institution is driving a transition towards open access?

Strongly driving towards open access
 Some drive towards open access
 No significant drive towards open access
 Don't know

Base: UK n=201; Europe n=337; India n=444; China n=87; USA n=164

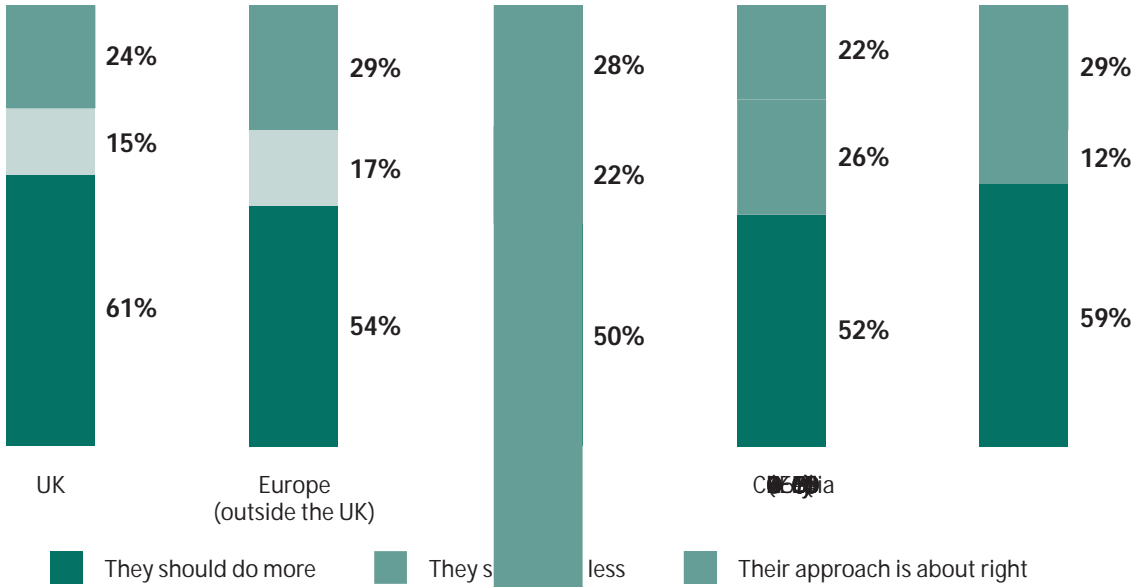


To what extent do you feel that your institution is driving a transition towards open access?

Strongly driving towards open access
 Some drive towards open access
 No significant drive towards open access
 Don't know

7. There is a strong desire for organizations to do more to drive OA

Researchers in the US were least likely to say their institutions and funders were strongly driving a transition to open access, and most likely to say those groups should be doing more.



Base: UK n=199; Europe n=334; India n=434; China n=91; USA n=163

Base: UK n=200; Europe n=332; India n=425; China n=89; USA n=163

8. There is an opportunity overall for the impact of a global drive toward open access


across all areas than mid-career and established career researchers.



Six horizontal light blue bars, likely representing a list or form, arranged vertically.

9. ■ Researcher in the UK and Europe respond more negatively to a scenario where open access is global, mandated with no change in the publishing industry.

*Your funder/research institution has just mandated that **all** funded research **must** be published open access. The way the publishing industry operates, and the publication options they offer, have not changed at all.*



Base: UK n=185; Europe n=298; India n=432; China n=90; USA n=153

to be slightly more negative, and in India slightly more positive.

10. There is global increased positive sentiment about an open access scenario where funders/institutions pay APCs

Global funders and research institutions have just mandated that **all** funded research **must** be published open access.


However The publishing industry has responded by making all journals open access in some way. Funders and institutions will cover APCs for research they fund.

Compared with Scenario 1, researchers were overall more positive, with larger positive changes in the UK and



Base: UK n=198; Europe n=325; India n=436; China n=92; USA n=162

researchers being most positive about the impact on career progression.



Base: Your ability to collaborate n=1,224; Your career progression: 1,227; the visibility of your research n=1,229

Appendix : data and methodology

The survey was mailed to 40,000 researchers spread internationally who had recently published with the Royal Society of Chemistry.

